

4

3

2

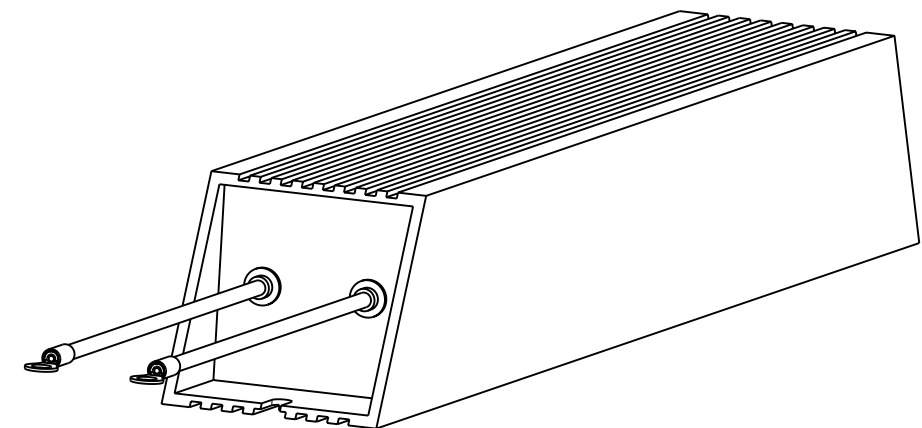
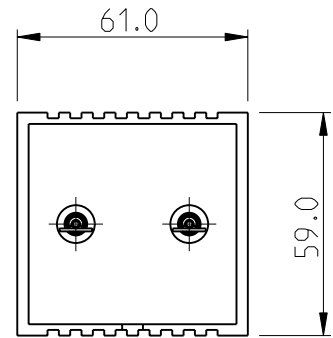

1

THIS DRAWING IS UNPUBLISHED. RELEASED FOR PUBLICATION 2009
© COPYRIGHT 2009 BY TYCO ELECTRONICS CORPORATION. ALL RIGHTS RESERVED.

LOC	DIST	REVISIONS			
P	LTR	DESCRIPTION	DATE	DWN	APVD
E	B	A	NEW RELEASE	02-JUL-09	SM JC

NOTES:

1. WIRE DETAILS: 16AWG (1.5mm²) INSULATED, 500mm LENGTH
2. TERMINAL TYPE: M5 RING TERMINAL, P.I.D.G.
3. FOR FURTHER INFORMATION SEE DATA SHEET FOR CJT SERIES-ALUMINIUM ENCLOSED RESISTOR



<small>THIS DRAWING IS A CONTROLLED DOCUMENT FOR TYCO ELECTRONICS CORPORATION IT IS SUBJECT TO CHANGE AND THE CONTROLLING ENGINEERING ORGANIZATION SHOULD BE CONTACTED FOR THE LATEST REVISION.</small>		DWN SUBHASH.M 02-JUL-09 CHK J.CATCHPOLE 03-JUL-09 APVD J.CATCHPOLE 03-JUL-09		Tyco Electronics Corporation Dorcan, Swindon, SN3 5HH	
DIMENSIONS: mm		TOLERANCES UNLESS OTHERWISE SPECIFIED: 0 PLC ±0.5 1 PLC ±0.25 2 PLC ±0.1 3 PLC ±0.05 4 PLC ± ANGLES ±5°		NAME ALUMINIUM ENCLOSED RESISTOR SERIES CJT800	
		MATERIAL - FINISH -		PRODUCT SPEC - APPLICATION SPEC - WEIGHT -	
		CUSTOMER DRAWING		SIZE A3 CAGE CODE 00779 DRAWING NO C-1879474	RESTRICTED TO -
		SCALE 1:2		SHEET 1 OF 1	REV A